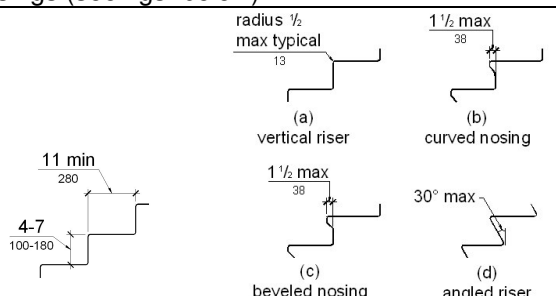
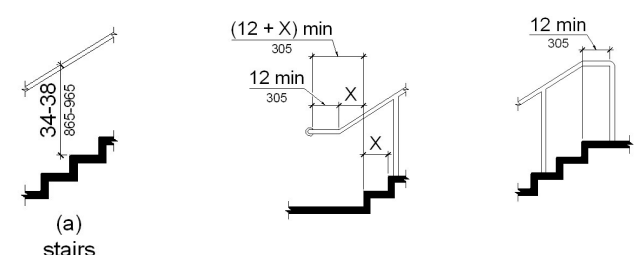
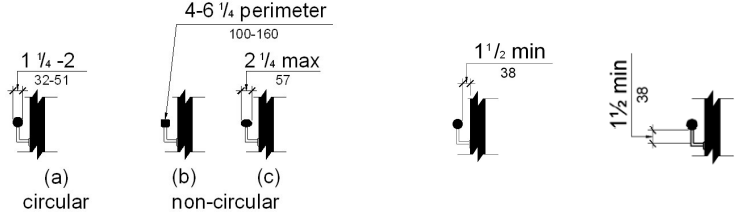


| ELEMENT | | COMPLIES (or NA) | DOES NOT COMPLY |
|---------------|--|--------------------------|--------------------------|
| STAIRS | | | |
| APPLICABLE | Interior and exterior stairs connecting levels not served by an elevator, ramp, or other means of vertical access shall comply with this section. | | |
| STAIRS | Risers (uniform height; 4" – 7" high; no open risers) | <input type="checkbox"/> | <input type="checkbox"/> |
| | Treads (uniform depth; min. 11" deep) | <input type="checkbox"/> | <input type="checkbox"/> |
| | Nosings (see figs. below) | <input type="checkbox"/> | <input type="checkbox"/> |
| |  | | |
| | Detectable warnings ([IAC requirement] require at top of stair run except for – stairs in dwelling units, enclosed stair towers, or stairs set to the side of the path of travel) | <input type="checkbox"/> | <input type="checkbox"/> |
| HANDRAILS | Handrails (required on both sides, continuous switchback on inside handrail, shall not rotate in their fittings) | <input type="checkbox"/> | <input type="checkbox"/> |
| | Handrail height (34"-38" AFF measured at nosing) | <input type="checkbox"/> | <input type="checkbox"/> |
| | Extensions (top of run: parallel to floor, 12" min. beyond top of nosing; bottom of run: continued slope for one tread width beyond bottom riser + min. 12" parallel to floor) (see figs. below) | <input type="checkbox"/> | <input type="checkbox"/> |
| | Extensions for existing conditions (not required if hazardous or impossible due to plan configuration) | <input type="checkbox"/> | <input type="checkbox"/> |
| Dimensions |  | | |
| | Handrail (1 1/4" – 2" diameter or equivalent gripping surface; w/ 1-1/2" space between handrail and wall; not obstructed at top or sides) | <input type="checkbox"/> | <input type="checkbox"/> |
| | Handrail (uninterrupted gripping surface, ends rounded or returned smoothly to floor, wall or post) Handrail (shall be continuous, or ends rounded or returned smoothly to floor, wall or post) | <input type="checkbox"/> | <input type="checkbox"/> |
| | Handrail (1 1/4" – 2" diameter or equivalent gripping surface w/ 1-1/2" space between handrail and wall) | <input type="checkbox"/> | <input type="checkbox"/> |
| Diameter |  | | |
| | Outdoor stair (stair and approach designed so water will not accumulate) | <input type="checkbox"/> | <input type="checkbox"/> |