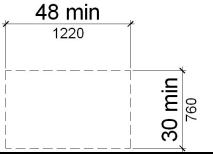
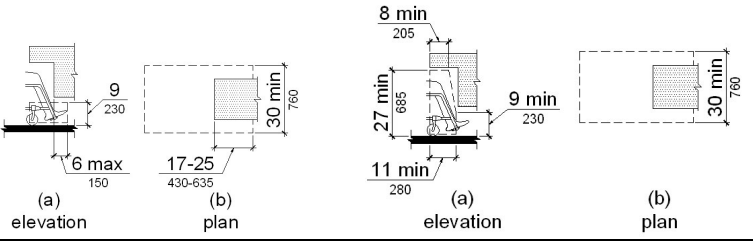
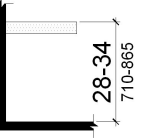


ELEMENT		COMPLIES (or NA)	DOES NOT COMPLY
SEATING AND TABLES			
APPLICABLE	If fixed and built-in seating and tables are provided in accessible public or common use areas, a minimum of 5% shall be accessible.	<input type="checkbox"/>	<input type="checkbox"/>
Clear floor space	Clear floor space (30" wide x 48" deep w/ max. 19" of the 48" depth extended below surface) 	<input type="checkbox"/>	<input type="checkbox"/>
Knee & Toe clearance	Knee clearance (min. 27" high, 30" wide, 19" deep) 	<input type="checkbox"/>	<input type="checkbox"/>
Work surface height	Table/Counter surface height (28" – 34" AFF) 	<input type="checkbox"/>	<input type="checkbox"/>
	Accessible seating and tables shall be on an accessible route	<input type="checkbox"/>	<input type="checkbox"/>
ACCESSIBLE ROUTE	If required, complete ACCESSIBLE ROUTE section to determine if accessible seating and tables are located on an accessible route		